



## (I) (a) Statement showing Shareholding Pattern

Name of the Company: PANTALOONS FASHION AND RETAIL LIMITED			
Scrip Code, Name of the scrip, class of security:		BSE- 535755 , NSE - PFRL ; Equity	
Quarter Ended		31.03.2014	
<b>Partly paid-up shares:-</b>	<b>No. of partly paid-up shares</b>	<b>As a % of total no. of partly paid-up shares</b>	<b>As a % of total no. of shares of the company</b>
Held by Promoter / Promoter Group	0	0.0000	0.0000
Held by public	0	0.0000	0.0000
<b>Total</b>	<b>0</b>	<b>0.0000</b>	<b>0.0000</b>
<b>Outstanding convertible securities:-</b>	<b>No. of outstanding securities</b>	<b>As a % of total No. of outstanding convertible securities</b>	<b>As a % of total no. of shares of the company, assuming full conversion of the convertible securities</b>
Held by Promoter / Promoter Group	0	0.0000	0.0000
Held by public	0	0.0000	0.0000
<b>Total</b>	<b>0</b>	<b>0.0000</b>	<b>0.0000</b>
<b>Warrants:-</b>	<b>No. of warrants</b>	<b>As a % of total no. of warrants</b>	<b>As a % of total no. of shares of the company, assuming full conversion of warrants</b>
Held by Promoter / Promoter Group	0	0.0000	0.0000
Held by public	0	0.0000	0.0000
<b>Total</b>	<b>0</b>	<b>0.0000</b>	<b>0.0000</b>
<b>Total paid-up capital of the company assuming full conversion of warrants and convertible securities</b>			




92793529

Category Code	Category of shareholder	Number of shareholders	Total number of shares	Number of shares held in dematerialised form	Total shareholding as a percentage of total number of shares		Shares pledged or otherwise encumbered	
					As a percentage of (A+B)	As a percentage of (A+B+C)	Number of shares	As a percentage
(I)	(II)	(III)	(IV)	(V)	(VI)	(VII)	(VIII)	(IX) = (VIII)/(IV)*100
<b>(A)</b>	<b>Promoter and Promoter Group</b>							
<b>1</b>	<b>Indian</b>							
(a)	Individuals/Hindu Undivided Family	0	0	0	0.00	0.00	0	0.00
(b)	Central Government/State Government(s)	0	0	0	0.00	0.00	0	0.00
(c)	Bodies Corporate	1	63056196	63056196	67.95	67.95		0.00
(d)	Financial Institutions / Banks	0	0	0	0.00	0.00	0	0.00
(e)	Any Other (Relatives of promoters)	0	0	0	0.00	0.00	0	0.00
	<b>Sub Total (A)(1)</b>	<b>1</b>	<b>63056196</b>	<b>63056196</b>	<b>67.95</b>	<b>67.95</b>	<b>0</b>	<b>0.00</b>
<b>2</b>	<b>Foreign</b>							
(a)	Individuals (Non-Resident Individuals/Foreign Individuals)	0	0	0	0.00	0.00	0	0.00
(b)	Bodies Corporate	0	0	0	0.00	0.00	0	0.00
(c)	Institutions	0	0	0	0.00	0.00	0	0.00
(d)	Qualified Foreign Investors	0	0	0	0.00	0.00	0	0.00
(e)	Any Other (specify)	0	0	0	0.00	0.00	0	0.00
	<b>Sub Total (A)(2)</b>	<b>0</b>	<b>0</b>	<b>0</b>	<b>0.00</b>	<b>0.00</b>	<b>0</b>	<b>0.00</b>
	<b>Total Shareholding of Promoter and Promoter Group (A)=(A)(1)+(A)(2)</b>	<b>1</b>	<b>63056196</b>	<b>63056196</b>	<b>67.95</b>	<b>67.95</b>	<b>0</b>	<b>0.00</b>
<b>(B)</b>	<b>Public shareholding</b>							
<b>1</b>	<b>Institutions</b>							
(a)	Mutual Funds/UTI	2	47331	47331	0.05	0.05	-	-
(b)	Financial Institutions / Banks	5	558507	558507	0.60	0.60	-	-
(c)	Central Government/State Government(s)	0	0	0	0.00	0.00	-	-
(d)	Venture Capital Funds	0	0	0	0.00	0.00	-	-
(e)	Insurance Companies	0	0	0	0.00	0.00	-	-
(f)	Foreign Institutional Investors	7	347293	347293	0.37	0.37	-	-
(g)	Foreign Venture Capital Investors	0	0	0	0.00	0.00	-	-
(h)	Qualified Foreign Investors	0	0	0	0.00	0.00	-	-
(I)	Any Other (specify)	0	0	0	0.00	0.00	-	-
	Foreign Financial Institutions	0	0	0	0.00	0.00	-	-
	<b>Sub Total (B) (1)</b>	<b>14</b>	<b>953131</b>	<b>953131</b>	<b>1.03</b>	<b>1.03</b>		




<b>2</b>	<b>Non-institutions</b>								
(a)	Bodies Corporate	718	25679817	25679124	27.67	27.67	-	-	-
(b) (i)	Individuals - shareholders holding nominal share capital up to Rs 1 Lakh	40311	1794494	1565587	1.93	1.93	-	-	-
(ii)	Individual shareholders holding nominal share capital in excess of Rs. 1 Lakh	19	1228476	1208224	1.32	1.32	-	-	-

Category Code	Category of shareholder	Number of shareholders	Total number of shares	Number of shares held in dematerialised form	Total shareholding as a percentage of total number of shares		Shares pledged or otherwise encumbered	
					As a percentage of (A+B)	As a percentage of (A+B+C)	Number of shares	As a percentage
(I)	(II)	(III)	(IV)	(V)	(VI)	(VII)	(VIII)	(IX) =(VIII)/(IV)*100
(c)	Qualified Foreign Investors	0	0	0	0.00	0.00	-	-
(d)	<b>Any Other</b>							
i	Non Resident Indians (Repat)	218	21103	20663	0.02	0.02	-	-
ii	Non Resident Indians (Non Repat)	112	28801	28801	0.03	0.03	-	-
iii	Foreign National	1	20	20	0.00	0.00	-	-
iv	Clearing Member	161	31041	31041	0.03	0.03	-	-
v	Directors / Relatives of Directors	1	100	100	0.00	0.00	-	-
vi	Persons Acting in Concert	0	0	0				
vii	Trusts	5	350	350				
viii	Hindu Undivided Family	0	0	0	0.00	0.00	-	-
	<b>Sub Total (B)(2)</b>	<b>41546</b>	<b>28784202</b>	<b>28533910</b>	<b>31.02</b>	<b>31.02</b>	-	-
	<b>Total Public Shareholding Public Group (B)=(B)(1)+(B)(2)</b>	<b>41560</b>	<b>29737333</b>	<b>29487041</b>	<b>32.05</b>	<b>32.05</b>	NA	NA
	<b>Total (A)+(B)</b>	<b>41561</b>	<b>92793529</b>	<b>92543237</b>	<b>100.00</b>	<b>100.00</b>		
(C)	<b>Shares held by custodians and against which Depository Receipts have been issued</b>							
i	Promoter and Promoter group	0	0	0	0.00	0.00	0	0.00
ii	Public	0	0	0	0.00	0.00	0	0.00
	<b>Sub Total ( C )</b>	<b>0</b>	<b>0</b>	<b>0</b>	<b>0.00</b>	<b>0.00</b>	<b>0</b>	<b>0.00</b>
	<b>GRAND TOTAL (A)+(B)+(C)</b>	<b>41561</b>	<b>92793529</b>	<b>92543237</b>	<b>100.00</b>	<b>100.00</b>	<b>0.0000</b>	<b>0.00</b>



(I)(b) Statement showing holding of securities (including shares, warrants, convertible securities) of persons belonging to the category "Promoter and Promoter Group"

Sr. No.	Name of the shareholder	Details of Shares held		Encumbered shares			Details of warrants		Details of convertible securities		Total shares (including underlying shares assuming full conversion of warrants and convertible securities) as a % of diluted share capital
		Number of shares held	As a % of grand toal (A)+(B)+(C)	No.	As a percentage	As a % of grand toal (A)+(B)+(C) of sub-clause (I)(a)	Number of warrants held	As a % total number of warrants of the same class	Number of convertible securities held	As a % total number of convertible securities of the same class	
(I)	(II)	(III)	(IV)	(V)	(VI)=(V)/(III)*100	(VII)	(VIII)	(IX)	(X)	(XI)	(XII)
1	INDIGOLD TRADE AND SERVICES LIMITED	63056196	67.95		0.00	0.00					
TOTAL		63056196	67.95	0	0.00	0.00					



(I)(c)(i) Statement showing holding of securities (including shares, warrants, convertible securities) of persons belonging to the category "Public" and holding more than 1% of the total number of shares


Sr. No.	Name of the shareholder	Number of shares held	Shares as a percentage of total number of shares [i.e., Grand Total (A)+(B)+(C) indicated in Statement at para (I)(a) above]	Details of warrants		Details of convertible securities		Total shares (including underlying shares assuming full conversion of warrants and convertible securities) as a % of diluted share capital
				Number of warrants held	As a % total number of warrants of the same class	Number of convertible securities held	% w.r.t total number of convertible securities of the same class	
1	FUTURE CORPORATE RESOURCES LIMITED	16758974	18.06					
2	PIL INDUSTRIES LIMITED	2870242	3.09					
3	BENNETT, COLEMAN AND COMPANY LIMITED	2513295	2.71					
<b>TOTAL</b>		<b>22142511</b>	<b>23.86</b>					

(I)(c)(ii) Statement showing holding of securities (including shares, warrants, convertible securities) of persons (together with PAC) belonging to the category "Public" and holding more than 5% of the total number of shares of the company

Sr. No.	Name(s) of the shareholder(s) and the Persons Acting in Concert (PAC) with them	Number of shares	Shares as a percentage of total number of shares [i.e., Grand Total (A)+(B)+(C) indicated in Statement at para (I)(a) above]	Details of warrants		Details of convertible securities		Total shares (including underlying shares assuming full conversion of warrants and convertible securities) as a % of diluted share capital
				Number of warrants	As a % total number of warrants of the same class	Number of convertible securities held	% w.r.t total number of convertible securities of the same class	
1	FUTURE CORPORATE RESOURCES LIMITED	16758974	18.06					
<b>TOTAL</b>		<b>16758974</b>	<b>18.06</b>					




(I)(d)	<u>Statement showing details of locked-in shares</u>			
Sr. No.	Name of the shareholder	Number of Locked in Shares	Locked-in shares as a percentage of total number of shares [i.e., Grand Total (A)+(B)+(C) indicated in Statement at para (I)(a) above]	Promoter/Promoter Group/ Public
1	INDIGOLD TRADE AND SERVICES LIMITED	46477011	50.09	CORPORATE BODIES (PROMOTER GROUP)
<b>TOTAL</b>		46477011	50.09	



(II)(a) Statement showing details of Depository Receipts (DRs)

Sr. No.	Type of outstanding DR (ADRs, GDRs, SDRs, etc.)	Number of outstanding DRs	Number of shares underlying outstanding DRs	Shares underlying outstanding DRs as a percentage of total number of shares {i.e., Grand Total (A)+(B)+(C) indicated in Statement at para (I)(a) above}
1	NIL	NIL	NIL	NIL
	<b>TOTAL</b>	<b>NIL</b>	<b>NIL</b>	<b>NIL</b>



(II) (b) Statement showing holding of Depository Receipts (DRs), where underlying shares held by Promoter Group" are in excess of 1% of the total number of shares

"Promoter/

Sr. No.	Name of the DR Holder	Type of outstanding DR (ADRs, GDRs, SDRs, etc.)	Number of shares underlying outstanding DRs	Shares underlying outstanding DRs as a percentage of total number of shares [i.e., Grand Total (A)+(B)+(C) indicated in Statement at para (I)(a) above]
1	NIL	NIL	NIL	NIL
TOTAL		NIL	NIL	NIL

