


(I) (a) Statement showing Shareholding Pattern


Name of the Company: PANTALOONS FASHION AND RETAIL LIMITED			
Scrip Code, Name of the scrip, class of security:		BSE- 535755 , NSE - PFRL ; Equity	
Quarter Ended		30.09.2014	
Partly paid-up shares:-	No. of partly paid-up shares	As a % of total no. of partly paid-up shares	As a % of total no. of shares of the company
Held by Promoter / Promoter Group	0	0	0
Held by public	0	0	0
Total	0	0	0
Outstanding convertible securities:-	No. of outstanding securities	As a % of total No. of outstanding convertible securities	As a % of total no. of shares of the company, assuming full conversion of the convertible securities
Held by Promoter / Promoter Group	0	0	0
Held by public	0	0	0
Total	0	0	0
Warrants:-	No. of warrants	As a % of total no. of warrants	As a % of total no. of shares of the company, assuming full conversion of warrants
Held by Promoter / Promoter Group	0	0	0
Held by public	0	0	0
Total	0	0	0
Total paid-up capital of the company assuming full conversion of warrants and convertible securities		92793529	




Category Code (I)	Category of shareholder (II)	Number of shareholders (III)	Total number of shares (IV)	Number of shares held in dematerialised form (V)	Total shareholding as a percentage of total number of shares		Shares pledged or otherwise encumbered	
					As a percentage of (A+B) (VI)	As a percentage of (A+B+C) (VII)	Number of shares (VIII)	As a percentage (IX) = (VIII)/(IV)*100
(A)	Promoter and Promoter Group							
1	Indian							
(a)	Individuals/Hindu Undivided Family	0	0	0	0.00	0.00	0	0.00
(b)	Central Government/State Government(s)	0	0	0	0.00	0.00	0	0.00
(c)	Bodies Corporate*	1	63056196	63056196	67.95	67.95		0.00
(d)	Financial Institutions / Banks	0	0	0	0.00	0.00	0	0.00
(e)	Any Other (Relatives of promoters)	0	0	0	0.00	0.00	0	0.00
	Sub Total (A)(1)	1	63056196	63056196	67.95	67.95	0	0.00
2	Foreign							
(a)	Individuals (Non-Resident Individuals/Foreign Individuals)	0	0	0	0.00	0.00	0	0.00
(b)	Bodies Corporate	0	0	0	0.00	0.00	0	0.00
(c)	Institutions	0	0	0	0.00	0.00	0	0.00
(d)	Qualified Foreign Investors	0	0	0	0.00	0.00	0	0.00
(e)	Any Other (specify)	0	0	0	0.00	0.00	0	0.00
	Sub Total (A)(2)	0	0	0	0.00	0.00	0	0.00
	Total Shareholding of Promoter and Promoter Group (A)=(A)(1)+(A)(2)	1	63056196	63056196	67.95	67.95	0	0.00
(B)	Public shareholding							
1	Institutions							
(a)	Mutual Funds/UTI	4	197331	197331	0.21	0.21	-	-
(b)	Financial Institutions / Banks	4	553507	553507	0.60	0.60	-	-
(c)	Central Government/State Government(s)	0	0	0	0.00	0.00	-	-
(d)	Venture Capital Funds	0	0	0	0.00	0.00	-	-
(e)	Insurance Companies	0	0	0	0.00	0.00	-	-
(f)	Foreign Institutional Investors	8	573382	573382	0.62	0.62	-	-
(g)	Foreign Venture Capital Investors	0	0	0	0.00	0.00	-	-
(h)	Qualified Foreign Investors	0	0	0	0.00	0.00	-	-
(i)	Any Other (specify)	0	0	0	0.00	0.00	-	-
	Foreign Financial Institutions	0	0	0	0.00	0.00		
	Sub Total (B) (1)	16	1324220	1324220	1.43	1.43		
2	Non-institutions							
(a)	Bodies Corporate	620	21351429	21350736	23.01	23.01	-	-
(b) (i)	Individuals - shareholders holding nominal share capital up to Rs 1 Lakh	34525	1703488	1477180	1.84	1.84	-	-
(ii)	Individual shareholders holding nominal share capital in excess of Rs. 1 Lakh	28	911541	891289	0.98	0.98	-	-

* By virtue of the letters dated September 30, 2014 & October 01, 2014 received by the Company from Future Corporate Resources Limited ("FCRL") & Indigold Trade and Services Limited ("ITSL") respectively, it has been informed to the Company that on Sept 29, 2014, FCRL has sold 41,75,000 shares (i.e. 4.50% of total paid up capital of the Company) to ITSL through Block Deal.

However, due to the rolling settlement cycle of the Stock Exchanges, the effect of this transaction is not being reflected in the pattern as on September 30, 2014. The holding is being reflected in name and account of the Clearing Member to the said transaction i.e. JM Financial Services Limited on September 30, 2014



Category code (I)	Category of shareholder (II)	Number of shareholders (III)	Total number of shares (IV)	Number of shares held in dematerialised form (V)	Total shareholding as a percentage of total number of shares		Shares pledged or otherwise encumbered	
					As a percentage of (A+B) (VI)	As a percentage of (A+B+C) (VII)	Number of shares (VIII)	As a percentage (IX) = (VIII)/(IV)*100
(c)	Qualified Foreign Investors	0	0	0	0.00	0.00	-	-
(d)	Any Other							
i	Non Resident Indians (Repat)	205	27590	27150	0.03	0.03	-	-
ii	Non Resident Indians (Non Repat)	100	7304	7304	0.01	0.01	-	-
iii	Foreign National	1	20	20	0.00	0.00	-	-
iv	Clearing Member	155	4411501	4411501	4.75	4.75	-	-
v	Directors / Relatives of Directors	1	100	100	0.00	0.00	-	-
vi	Persons Acting in Concert	0	0	0				
vii	Trusts	3	140	140				
viii	Hindu Undivided Family	0	0	0	0.00	0.00	-	-
	Sub Total (B)(2)	35638	28413113	28165420	30.62	30.62	-	-
	Total Public Shareholding Public Group (B)=(B)(1)+(B)(2)	35654	29737333	29489640	32.05	32.05	NA	NA
	Total (A)+(B)	35655	92793529	92545836	100.00	100.00		
(C)	Shares held by custodians and against which Depository Receipts have been issued							
i	Promoter and Promoter group	0	0	0	0.00	0.00	0	0
ii	Public	0	0	0	0.00	0.00	0	0
	Sub Total (C)	0	0	0	0.00	0.00	0	0
	GRAND TOTAL (A)+(B)+(C)	35655	92793529	92545836	100.00	100.00	0	0



(I)(b) Statement showing holding of securities (including shares, warrants, convertible securities) of persons belonging to the category "Promoter and Promoter Group"

Sr. No.	Name of the shareholder	Details of Shares held		Encumbered shares			Details of warrants		Details of convertible securities		Total shares (including underlying shares assuming full conversion of warrants and convertible securities) as a % of diluted share capital
		Number of shares held	As a % of grand total (A)+(B)+(C)	No.	As a percentage	As a % of grand total (A)+(B)+(C) of sub-clause (f)(a)	Number of warrants held	As a % total number of warrants of the same class	Number of convertible securities held	As a % total number of convertible securities of the same class	
(I)	(II)	(III)	(IV)	(V)	(VI)=(V)/(III)*100	(VII)	(VIII)	(IX)	(X)	(XI)	(XII)
1	INDIGOLD TRADE AND SERVICES LIMITED* AAFCM5307C	63056196	67.95		0	0					
TOTAL		63056196	67.95	0	0	0					

* By virtue of the letters dated September 30, 2014 & October 01, 2014 received by the Company from Future Corporate Resources Limited ("FCRL") & Indigold Trade and Services Limited ("ITSL") respectively, it has been informed to the Company that on September 29, 2014, FCRL has sold 41,75,000 shares (i.e. 4.50% of total paid up capital of the Company) to ITSL through a Block Deal.

However, due to the rolling settlement cycle of the Stock Exchanges, the effect of this transaction is not being reflected in the pattern as on September 30, 2014. The holding is being reflected in the name and in the account of the Clearing Member to the said transaction i.e. JM Financial Services Limited on September 30, 2014.



(I)(c)(i) Statement showing holding of securities (including shares, warrants, convertible securities) of persons belonging to the category "Public" and holding more than 1% of the total number of shares								
Sr. No.	Name of the shareholder	Number of shares held	Shares as a percentage of total number of shares [i.e., Grand Total (A)+(B)+(C) indicated in Statement at para (I)(a) above]	Details of warrants		Details of convertible securities		Total shares (including underlying shares assuming full conversion of warrants and convertible securities) as a % of diluted share capital
				Number of warrants held	As a % total number of warrants of the same class	Number of convertible securities held	% w.r.t total number of convertible securities of the same class	
1	FUTURE CORPORATE RESOURCES LIMITED* AAJCS3979E	12986985.00	14.00					
2	JM FINANCIAL SERVICES LIMITED* AAACJ5977A	4215069.00	4.54					
3	PIL INDUSTRIES LIMITED AABCP9866D	2870242.00	3.09					
4	BENNETT, COLEMAN AND COMPANY LIMITED AAACB4373Q	2511315.00	2.71					
TOTAL		22583611.00	24.34					


(I)(c)(ii) Statement showing holding of securities (including shares, warrants, convertible securities) of persons (together with PAC) belonging to the category "Public" and holding more than 5% of the total number of shares of the company								
Sr. No.	Name(s) of the shareholder(s) and the Persons Acting in Concert (PAC) with them	Number of shares	Shares as a percentage of total number of shares [i.e., Grand Total (A)+(B)+(C) indicated in Statement at para (I)(a) above]	Details of warrants		Details of convertible securities		Total shares (including underlying shares assuming full conversion of warrants and convertible securities) as a % of diluted share capital
				Number of warrants	As a % total number of warrants of the same class	Number of convertible securities held	% w.r.t total number of convertible securities of the same class	
1	FUTURE CORPORATE RESOURCES LIMITED* AAJCS3979E	12986985	14.00					
TOTAL		12986985	14.00					

* By virtue of the letters dated September 30, 2014 & October 01, 2014 received by the Company from Future Corporate Resources Limited ("FCRL") & Indigold Trade and Services Limited ("ITSL") respectively, it has been informed to the Company that on September 29, 2014, FCRL has sold 41,75,000 shares (i.e. 4.50% of total paid up capital of the Company) to ITSL through a Block Deal.

However, due to the rolling settlement cycle of the Stock Exchanges, the effect of this transaction is not being reflected in the pattern as on September 30, 2014. The holding is being reflected in the name and in the account of the Clearing Member to the said transaction i.e. JM Financial Services Limited on September 30, 2014.



(I)(d) Statement showing details of locked-in shares				
Sr. No.	Name of the shareholder	Number of Locked in Shares	Locked-in shares as a percentage of total number of shares {i.e., Grand Total (A)+(B)+(C) indicated in Statement at para (I)(a) above}	Promoter/Promoter Group/ Public
1	INDIGOLD TRADE AND SERVICES LIMITED	46477011	50.09	CORPORATE BODIES (PROMOTER GROUP)
TOTAL		46477011	50.09	



(II)(a) Statement showing details of Depository Receipts (DRs)				
Sr. No.	Type of outstanding DR (ADRs, GDRs, SDRs, etc.)	Number of outstanding DRs	Number of shares underlying outstanding DRs	Shares underlying outstanding DRs as a percentage of total number of shares [i.e., Grand Total (A)+(B)+(C) indicated in Statement at para (I)(a) above]
1	NIL	NIL	NIL	NIL
TOTAL		NIL	NIL	NIL



(II) (b) Statement showing holding of Depository Receipts (DRs), where underlying shares held by "Promoter/ Promoter Group" are in excess of 1% of the total number of shares				
Sr. No.	Name of the DR Holder	Type of outstanding DR (ADRs, GDRs, SDRs, etc.)	Number of shares underlying outstanding DRs	Shares underlying outstanding DRs as a percentage of total number of shares {i.e., Grand Total (A)+(B)+(C) indicated in Statement at para (I)(a) above}
1	NIL	NIL	NIL	NIL
TOTAL		NIL	NIL	NIL

