




(I) (a) Statement showing Shareholding Pattern			
Name of the Company: PANTALOONS FASHION AND RETAIL LIMITED			
Scrip Code, Name of the scrip, class of security:		BSE- 535755 , NSE - PFRL ; Equity	
Quarter Ended		30.09.2013	
Partly paid-up shares:-	No. of partly paid-up shares	As a % of total no. of partly paid-up shares	As a % of total no. of shares of the company
Held by Promoter / Promoter Group	0	0.0000	0.0000
Held by public	0	0.0000	0.0000
Total	0	0.0000	0.0000
Outstanding convertible securities:-	No. of outstanding securities	As a % of total No. of outstanding convertible securities	As a % of total no. of shares of the company, assuming full conversion of the convertible securities.
Held by Promoter / Promoter Group	0	0.0000	0.0000
Held by public	0	0.0000	0.0000
Total	0	0.0000	0.0000
Warrants:-	No. of warrants	As a % of total no. of warrants	As a % of total no. of shares of the company, assuming full conversion of warrants
Held by Promoter / Promoter Group	0	0.0000	0.0000
Held by public	0	0.0000	0.0000
Total	0	0.0000	0.0000
Total paid-up capital of the company assuming full conversion of warrants and convertible securities			92793529




Category Code (I)	Category of shareholder (II)	Number of shareholders (III)	Total number of shares (IV)	Number of shares held in dematerialised form (V)	Total shareholding as a percentage of total number of shares		Shares pledged or otherwise encumbered	
					As a percentage of (A+B) (VI)	As a percentage of (A+B+C) (VII)	Number of shares (VIII)	As a percentage (IX) = (VIII)/(IV)*100
(A)	Promoter and Promoter Group							
1	Indian							
(a)	Individuals/Hindu Undivided Family	0	0	0	0.00	0.00	0	0.00
(b)	Central Government/State Government(s)	0	0	0	0.00	0.00	0	0.00
(c)	Bodies Corporate	9	63056196	16568165	67.95	67.95		0.00
(d)	Financial Institutions / Banks	0	0	0	0.00	0.00	0	0.00
(e)	Any Other (Relatives of promoters)	0	0	0	0.00	0.00	0	0.00
	Sub Total (A)(1)	9	63056196	16568165	67.95	67.95	0	0.00
2	Foreign							
(a)	Individuals (Non-Resident Individuals/Foreign Individuals)	0	0	0	0.00	0.00	0	0.00
(b)	Bodies Corporate	0	0	0	0.00	0.00	0	0.00
(c)	Institutions	0	0	0	0.00	0.00	0	0.00
(d)	Qualified Foreign Investors	0	0	0	0.00	0.00	0	0.00
(e)	Any Other (specify)	0	0	0	0.00	0.00	0	0.00
	Sub Total (A)(2)	0	0	0	0.00	0.00	0	0.00
	Total Shareholding of Promoter and Promoter Group (A)=(A)(1)+(A)(2)	9	63056196	16568165	67.95	67.95	0	0.00
(B)	Public shareholding							
1	Institutions							
(a)	Mutual Funds/UTI	3	73856	73856	0.08	0.08	-	-
(b)	Financial Institutions / Banks	6	577807	577807	0.62	0.62	-	-
(c)	Central Government/State Government(s)	0	0	0	0.00	0.00	-	-
(d)	Venture Capital Funds	0	0	0	0.00	0.00	-	-
(e)	Insurance Companies	0	0	0	0.00	0.00	-	-
(f)	Foreign Institutional Investors	13	344343	344343	0.37	0.37	-	-
(g)	Foreign Venture Capital Investors	0	0	0	0.00	0.00	-	-
(h)	Qualified Foreign Investors	0	0	0	0.00	0.00	-	-
(i)	Any Other (specify)	0	0	0	0.00	0.00	-	-
	Foreign Financial Institutions	0	0	0	0.00	0.00		
	Sub Total (B) (1)	22	996006	996006	1.07	1.07		
2	Non-institutions							
(a)	Bodies Corporate	812	25608975	25608282	27.60	27.60	-	-
(b) (i)	Individuals - shareholders holding nominal share capital up to Rs 1 Lakh	44589	1890580	1660221	2.04	2.04	-	-
(ii)	Individual shareholders holding nominal share capital in excess of Rs. 1 Lakh	18	1161659	1141407	1.25	1.25	-	-



Category code	Category of shareholder	Number of shareholders	Total number of shares	Number of shares held in dematerialised form	Total shareholding as a percentage of total number of shares		Shares pledged or otherwise encumbered	
					As a percentage of (A+B)	As a percentage of (A+B+C)	Number of shares	As a percentage (IX) = (VIII)/(IV)*100
					(VI)	(VII)	(VIII)	(VIII)/(IV)*100
(I)	(II)	(III)	(IV)	(V)	(VI)	(VII)	(VIII)	(VIII)/(IV)*100
(c)	Qualified Foreign Investors	0	0	0	0.00	0.00	-	-
(d)	Any Other							
i	Non Resident Indians (Repat)	235	17003	16563	0.02	0.02	-	-
ii	Non Resident Indians (Non Repat)	108	15879	15879	0.02	0.02	-	-
iii	Foreign National	1	20	20	0.00	0.00	-	-
iv	Clearing Member	157	46761	46761	0.05	0.05	-	-
v	Directors / Relatives of Directors	1	100	100	0.00	0.00	-	-
vi	Persons Acting in Concert	0	0	0				
vii	Trusts	5	350	350				
viii	Hindu Undivided Family	0	0	0	0.00	0.00	-	-
	Sub Total (B)(2)	45926	28741327	28489583	30.97	30.97	-	-
	Total Public Shareholding Public Group (B)=(B)(1)+(B)(2)	45948	29737333	29485589	32.05	32.05	NA	NA
	Total (A)+(B)	45957	92793529	46053754	100.00	100.00		
(C)	Shares held by custodians and against which Depository Receipts have been issued							
i	Promoter and Promoter group	0	0	0	0.00	0.00	0	0.00
ii	Public	0	0	0	0.00	0.00	0	0.00
	Sub Total (C)	0	0	0	0.00	0.00	0	0.00
	GRAND TOTAL (A)+(B)+(C)	45957	92793529	46053754	100.00	100.00	0.0000	0.00



(I)(b) Statement showing holding of securities (including shares, warrants, convertible securities) of persons belonging to the category "Promoter and Promoter Group"											
Sr. No.	Name of the shareholder	Details of Shares held		Encumbered shares			Details of warrants		Details of convertible securities		Total shares (including underlying shares assuming full conversion of warrants and convertible securities) as a % of diluted share capital
		Number of shares held	As a % of grand total (A)+(B)+(C)	No.	As a percentage	As a % of grand total (A)+(B)+(C) of sub-clause (I)(a)	Number of warrants held	As a % total number of warrants of the same class	Number of convertible securities held	As a % total number of convertible securities of the same class	
(I)	(II)	(III)	(IV)	(V)	(VI)=(V)/(II I)*100	(VII)	(VIII)	(IX)	(X)	(XI)	(XII)
1	INDIGOLD TRADE AND SERVICES LIMITED	46477005	50.09		0.00	0.00					
2	INDIGOLD TRADE AND SERVICES LIMITED	11020	0.01		0.00	0.00					
3	INDIGOLD TRADE AND SERVICES LIMITED	1	0.00		0.00	0.00					
4	INDIGOLD TRADE AND SERVICES LIMITED	1	0.00		0.00	0.00					
5	INDIGOLD TRADE AND SERVICES LIMITED	1	0.00		0.00	0.00					
6	INDIGOLD TRADE AND SERVICES LIMITED	1	0.00		0.00	0.00					
7	INDIGOLD TRADE AND SERVICES LIMITED	1	0.00		0.00	0.00					
8	INDIGOLD TRADE AND SERVICES LIMITED	16568165	17.85		0.00	0.00					
9	INDIGOLD TRADE AND SERVICES LIMITED	1	0.00		0.00	0.00					
	TOTAL	63056196	67.95	0	0.00	0.00					




(I)(c)(i) Statement showing holding of securities (including shares, warrants, convertible securities) of persons belonging to the category "Public" and holding more than 1% of the total number of shares								
Sr. No.	Name of the shareholder	Number of shares held	Shares as a percentage of total number of shares {i.e., Grand Total (A)+(B)+(C) indicated in Statement at para (I)(a) above}	Details of warrants		Details of convertible securities		Total shares (including underlying shares assuming full conversion of warrants and convertible securities) as a % of diluted share capital
				Number of warrants held	As a % total number of warrants of the same class	Number of convertible securities held	% w.r.t total number of convertible securities of the same class	
1	FUTURE CORPORATE RESOURCES LIMITED AAJCS3979E	16458974	17.74					
2	PIL INDUSTRIES LIMITED AABCP9866D	3170242	3.42					
3	BENNETT, COLEMAN AND COMPANY LIMITED	2513295	2.71					
TOTAL		22142511	23.86					

(I)(c)(ii) Statement showing holding of securities (including shares, warrants, convertible securities) of persons (together with PAC) belonging to the category "Public" and holding more than 5% of the total number of shares of the company								
Sr. No.	Name(s) of the shareholder(s) and the Persons Acting in Concert (PAC) with them	Number of shares	Shares as a percentage of total number of shares {i.e., Grand Total (A)+(B)+(C) indicated in Statement at para (I)(a) above}	Details of warrants		Details of convertible securities		Total shares (including underlying shares assuming full conversion of warrants and convertible securities) as a % of diluted share capital
				Number of warrants	As a % total number of warrants of the same class	Number of convertible securities held	% w.r.t total number of convertible securities of the same class	
1	FUTURE CORPORATE RESOURCES LIMITED AAJCS3979E	16458974	17.74					
TOTAL		16458974	17.74					



(I)(d) <u>Statement showing details of locked-in shares</u>				
Sr. No.	Name of the shareholder	Number of Locked in Shares	Locked-in shares as a percentage of total number of shares [i.e., Grand Total (A)+(B)+(C) indicated in Statement at para (I)(a) above]	Promoter/Promoter Group/ Public
1	INDIGOLD TRADE AND SERVICES LIMITED	46477005	50.09	CORPORATE BODIES (PROMOTER GROUP)
2	INDIGOLD TRADE AND SERVICES LIMITED	1	0.00	CORPORATE BODIES (PROMOTER GROUP)
3	INDIGOLD TRADE AND SERVICES LIMITED	1	0.00	CORPORATE BODIES (PROMOTER GROUP)
4	INDIGOLD TRADE AND SERVICES LIMITED	1	0.00	CORPORATE BODIES (PROMOTER GROUP)
5	INDIGOLD TRADE AND SERVICES LIMITED	1	0.00	CORPORATE BODIES (PROMOTER GROUP)
6	INDIGOLD TRADE AND SERVICES LIMITED	1	0.00	CORPORATE BODIES (PROMOTER GROUP)
7	INDIGOLD TRADE AND SERVICES LIMITED	1	0.00	CORPORATE BODIES (PROMOTER GROUP)
TOTAL		46477011	0.00	



(II)(a) Statement showing details of Depository Receipts (DRs)				
Sr. No.	Type of outstanding DR (ADRs, GDRs, SDRs, etc.)	Number of outstanding DRs	Number of shares underlying outstanding DRs	Shares underlying outstanding DRs as a percentage of total number of shares [i.e., Grand Total (A)+(B)+(C) indicated in Statement at para (I)(a) above]
1	NIL	NIL	NIL	NIL
TOTAL		NIL	NIL	NIL



(II) (b) Statement showing holding of Depository Receipts (DRs), where underlying shares held by "Promoter/ Promoter Group" are in excess of 1% of the total number of shares

Sr. No.	Name of the DR Holder	Type of outstanding DR (ADRs, GDRs, SDRs, etc.)	Number of shares underlying outstanding DRs	Shares underlying outstanding DRs as a percentage of total number of shares [i.e., Grand Total (A)+(B)+(C) indicated in Statement at para (I)(a) above]
1	NIL	NIL	NIL	NIL
	TOTAL	NIL	NIL	NIL

