



July 20, 2015

**BSE Limited**  
Phiroze Jeejeebhoy Towers,  
Dalal Street,  
Mumbai – 400 001.  
Fax # 022 - 2272 3121

**National Stock Exchange of India Limited**  
Exchange Plaza, 5<sup>th</sup> Floor,  
Plot No. C/1, G-Block,  
Bandra-Kurla Complex, Bandra (East),  
Mumbai – 400 051  
Fax # 022 – 2659 8120

**Sub. Shareholding Pattern of Pantaloons Fashion & Retail Limited (“Company”) for the quarter ended June 30, 2015**

**Ref: Clause 35 of the Equity Listing Agreement  
[Scrip Code: BSE – 535755; NSE – PFRL]**

Dear Sir(s),

Shareholding Pattern of the Company for the quarter ended June 30, 2015, as per the provisions of Clause 35 of the Equity Listing Agreement, is enclosed herewith.

Request you to take the same on record and acknowledge the receipt of the same.

Thanking you,

Yours faithfully,  
For Pantaloons Fashion & Retail Limited

**Geetika Anand**  
**Company Secretary & Compliance Officer**



Encl.: a/a

## **Pantaloons Fashion & Retail Limited**

**Regd. Office:** 701-704, 7<sup>th</sup> Floor, Skyline Icon Business Park, 86-92 Off Andheri-Kurla Road, Marol Village, Andheri East, Mumbai, Maharashtra-400059, India

**Tel:** +91-8652905000 **Fax:** +91-8652905400

**CIN:** L18101MH2007PLC233901 **Email:** pfri@pantaloons.adityabirla.com **Website:** www.pantaloons.com

(1) (a) Statement showing Shareholding Pattern

Name of the Company: PANTALOONS FASHION & RETAIL LIMITED  
 Scrip Code, Name of the scrip, class of security: BSE-535755 , NSE - PFRL ; Equity  
 Quarter Ended: 30.06.2015


	Partly paid-up shares:-	No. of partly paid-up shares	As a % of total no. of partly paid-up shares	As a % of total no. of shares of the company
Held by Promoter / Promoter Group				
Held by public				
<b>Total</b>				
	Outstanding convertible securities:-	No. of outstanding securities	As a % of total No. of outstanding convertible securities	As a % of total no. of shares of the company, assuming full conversion of the convertible securities
Held by Promoter / Promoter Group				
Held by public				
<b>Total</b>				
	Warrants:-	No. of warrants	As a % of total no. of warrants	As a % of total no. of shares of the company, assuming full conversion of warrants
Held by Promoter / Promoter Group				
Held by public				
<b>Total</b>				
<b>Total paid-up capital of the company assuming full conversion of warrants and convertible securities</b>				
				927,93,529



Category Code	Category of shareholder	Number of shareholders	Total number of shares	Number of shares held in dematerialised form	Total shareholding as a percentage of total number of shares		Number of shares	Shares pledged or otherwise encumbered
					As a percentage of (A+B) (VI)	As a percentage of (A+B+C) (VII)		
(I)	(II)	(III)	(IV)	(V)	(VI)	(VII)	(VIII)	(IX) = (VIII)/(IV)*100
(A)	Promoter and Promoter Group							
1	Indian							
(a)	Individuals/Hindu Undivided Family	-	-	-	-	-	-	-
(b)	Central Government/State Government(s)	-	-	-	-	-	-	-
(c)	Bodies Corporate	2	673,90,782	673,90,782	72.62	72.62	-	-
(d)	Financial Institutions / Banks	-	-	-	-	-	-	-
(e)	Any Other (Relatives of promoters)	-	-	-	-	-	-	-
	<b>Sub Total (A)(1)</b>	<b>2</b>	<b>673,90,782</b>	<b>673,90,782</b>	<b>72.62</b>	<b>72.62</b>	-	-
2	Foreign							
(a)	Individuals (Non-Resident Individuals/Foreign Individuals)	-	-	-	-	-	-	-
(b)	Bodies Corporate	-	-	-	-	-	-	-
(c)	Institutions	-	-	-	-	-	-	-
(d)	Qualified Foreign Investors	-	-	-	-	-	-	-
(e)	Any Other (Specify)	-	-	-	-	-	-	-
	<b>Sub Total (A)(2)</b>	<b>-</b>	<b>-</b>	<b>-</b>	<b>-</b>	<b>-</b>	<b>-</b>	<b>-</b>
	<b>Total Shareholding of Promoter and Promoter Group (A)=(A)(1)+(A)(2)</b>	<b>2</b>	<b>673,90,782</b>	<b>673,90,782</b>	<b>72.62</b>	<b>72.62</b>	-	-
(B)	Public shareholding							
1	Institutions							
(a)	Mutual Funds/UTI	3	75,093	75,093	0.08	0.08	-	-
(b)	Financial Institutions / Banks	4	5,53,507	5,53,507	0.60	0.60	-	-
(c)	Central Government/State Government(s)	-	-	-	-	-	-	-
(d)	Venture Capital Funds	-	-	-	-	-	-	-
(e)	Insurance Companies	-	-	-	-	-	-	-
(f)	Foreign Institutional Investors	4	2,02,040	2,02,040	0.22	0.22	-	-
(g)	Foreign Venture Capital Investors	-	-	-	-	-	-	-
(h)	Qualified Foreign Investors	-	-	-	-	-	-	-
(i)	Any Other (Specify)	-	-	-	-	-	-	-
	Foreign Financial Institutions	-	-	-	-	-	-	-
	<b>Sub Total (B) (1)</b>	<b>11</b>	<b>8,30,640</b>	<b>8,30,640</b>	<b>0.90</b>	<b>0.90</b>	-	-
2	Non-institutions							
(a)	Bodies Corporate	563	212,70,546	212,69,853	22.92	22.92	-	-
(b)	Individuals - shareholders holding nominal share capital up to Rs 1 Lakh	32,736	21,83,614	19,61,789	2.35	2.35	-	-
(ii)	Individual shareholders holding nominal share capital in excess of Rs. 1 Lakh	34	9,21,033	9,00,781	0.99	0.99	-	-




Category code	Category of shareholder	Number of shareholders	Total number of shares	Number of shares held in dematerialised form	Total shareholding as a percentage of total number of shares		Number of shares pledged or otherwise encumbered	As a percentage (IX) = (VIII)/(IV)*100
					As a percentage of (A+B) (VI)	As a percentage of (A+B+C) (VII)		
(I)	(II) Qualified Foreign Investors	(III) -	(IV) -	(V) -	(VI) -	(VII) -	(VIII) -	(IX) -
(c)	Any Other	-	-	-	-	-	-	-
(d)	i Non Resident Indians (Repat)	242	49,380	48,940	0.05	0.05	-	-
	ii Non Resident Indians (Non Repat)	121	14,640	14,640	0.02	0.02	-	-
	iii Foreign National	1	20	20	0.00	0.00	-	-
	iv Clearing Member	188	1,32,634	1,32,634	0.14	0.14	-	-
	v Directors / Relatives of Directors	1	100	100	0.00	0.00	-	-
	vi Persons Acting in Concert	0	0	0	-	-	-	-
	vii Trusts	3	140	140	-	-	-	-
	viii Hindu Undivided Family	0	0	0	0	0	-	-
	Sub Total (B)(2)	33,889	245,72,107	243,28,897	26.48	26.48	-	-
	Total Public Shareholding Public Group (B)=(B)(1)+(B)(2)	33,900	254,02,747	251,59,537	27.38	27.38	-	-
	Total (A)+(B)	33,902	927,99,529	925,50,319	100.00	100.00	-	-
(C)	Shares held by custodians and against which Depository Receipts have been issued	-	-	-	-	-	-	-
	i Promoter and Promoter group	0	0	0	0	0	-	-
	ii Public	0	0	0	0	0	-	-
	Sub Total (C)	-	-	-	-	-	-	-
	GRAND TOTAL (A)+(B)+(C)	33,902	927,99,529	925,50,319	100.00	100.00	-	-



(i)(b) Statement showing holding of securities (including shares, warrants, convertible securities) of persons belonging to the category "Promoter and Promoter Group"

Sr. No.	Name of the shareholder	Details of Shares held			Encumbered shares			Details of warrants			Details of convertible securities		Total shares (including underlying shares assuming full conversion of warrants and convertible securities) as a % of diluted share capital
		Number of shares held	As a % of grand total (A)+(B)+(C)	No.	As a percentage (V)=(V)/(III)*100	As a % of grand total (A)+(B)+(C) of sub-clause (i)(a)	Number of warrants held	As a % total number of warrants of the same class	Number of convertible securities held	As a % total number of convertible securities of the same class			
(i)	(ii)	(iii)	(iv)	(v)	(vi)=(v)/(iii)*100	(vii)	(viii)	(ix)	(x)	(xi)	(xii)		
1	INDIGOLD TRADE AND SERVICES LIMITED AAFCM5507C	673,90,782	72.62	-	-	-	-	-	-	-	-		
TOTAL		673,90,782	72.62	-	-	-	-	-	-	-	-		



(1)(c)(ii)


Statement showing holding of securities (including shares, warrants, convertible securities) of persons belonging to the category "Public" and holding more than 1% of the total number of shares

Sr. No.	Name of the shareholder	Number of shares held	Shares as a percentage of total number of shares (i.e., Grand Total (A)+(B)+(C) indicated in Statement at para (1)(a) above)	Details of warrants		Details of convertible securities		Total shares (including underlying shares assuming full conversion of warrants and convertible securities) as a % of diluted share capital
				Number of warrants held	As a % total number of warrants of the same class	Number of convertible securities held	% w.r.t total number of convertible securities of the same class	
1	FUTURE CORPORATE RESOURCES LIMITED AAIC3979E	129,86,985	14.00	-	-	-	-	-
2	PIL INDUSTRIES LIMITED AABCP9866D	28,70,242	3.09	-	-	-	-	-
3	BENNETT, COLEMAN AND COMPANY LIMITED AAACB4373Q	25,11,315	2.71	-	-	-	-	-
	<b>TOTAL</b>	<b>183,68,542</b>	<b>19.80</b>	-	-	-	-	-

(1)(c)(iii)

Statement showing holding of securities (including shares, warrants, convertible securities) of persons (together with PAC) belonging to the category "Public" and holding more than 5% of the total number of shares of the company

Sr. No.	Name(s) of the shareholder(s) and the Persons Acting in Concert (PAC) with them	Number of shares	Shares as a percentage of total number of shares (i.e., Grand Total (A)+(B)+(C) indicated in Statement at para (1)(a) above)	Details of warrants		Details of convertible securities		Total shares (including underlying shares assuming full conversion of warrants and convertible securities) as a % of diluted share capital
				Number of warrants	As a % total number of warrants of the same class	Number of convertible securities held	% w.r.t total number of convertible securities of the same class	
1	FUTURE CORPORATE RESOURCES LIMITED AAIC3979E	129,86,985	14.00	-	-	-	-	-
	<b>TOTAL</b>	<b>129,86,985</b>	<b>14.00</b>	-	-	-	-	-




(1)(d) Statement showing details of locked-in shares

Sr. No.	Name of the shareholder	Number of Locked in Shares	Locked-in shares as a percentage of total number of shares {i.e., Grand Total (A)+(B)+(C) indicated in Statement at para (1)(a) above}	Promoter/Promoter Group/ Public
1	INDIGOLD TRADE AND SERVICES LIMITED	464,77,011	50.09	CORPORATE BODIES (PROMOTER GROUP)
TOTAL		464,77,011	50.09	



(II)(a) Statement showing details of Depository Receipts (DRs)

Sr. No.	Type of outstanding DR (ADRs, GDRs, SDRs, etc.)	Number of outstanding DRs	Number of shares underlying outstanding DRs	Shares underlying outstanding DRs as a percentage of total number of shares {i.e., Grand Total (A)+(B)+(C) indicated in Statement at para (I)(a) above}
1	NIL	NIL	NIL	NIL
<b>TOTAL</b>		<b>NIL</b>	<b>NIL</b>	<b>NIL</b>





(II) (b) Statement showing holding of Depository Receipts (DRs), where underlying shares held by "Promoter/ Promoter Group" are in excess of 1% of the total number of shares

Sr. No.	Name of the DR Holder	Type of outstanding DR (ADRs, GDRs, SDRs, etc.)	Number of shares underlying outstanding DRs	Shares underlying outstanding DRs as a percentage of total number of shares [i.e., Grand Total (A)+(B)+(C) indicated in Statement at para (I)(a) above]
1	NIL	NIL	NIL	NIL
TOTAL		NIL	NIL	NIL

