



(I) (a) Statement showing Shareholding Pattern

Name of the Company: PANTALOONS FASHION AND RETAIL LIMITED			
Scrip Code, Name of the scrip, class of security:		BSE- 535755 , NSE - PFRL ; Equity	
Quarter Ended		30.06.2014	
Partly paid-up shares:-	No. of partly paid-up shares	As a % of total no. of partly paid-up shares	As a % of total no. of shares of the company
Held by Promoter / Promoter Group	0	0.0000	0.0000
Held by public	0	0.0000	0.0000
Total	0	0.0000	0.0000
Outstanding convertible securities:-	No. of outstanding securities	As a % of total No. of outstanding convertible securities	As a % of total no. of shares of the company, assuming full conversion of the convertible securities
Held by Promoter / Promoter Group	0	0.0000	0.0000
Held by public	0	0.0000	0.0000
Total	0	0.0000	0.0000
Warrants:-	No. of warrants	As a % of total no. of warrants	As a % of total no. of shares of the company, assuming full conversion of warrants
Held by Promoter / Promoter Group	0	0.0000	0.0000
Held by public	0	0.0000	0.0000
Total	0	0.0000	0.0000
Total paid-up capital of the company assuming full conversion of warrants and convertible securities	92793529		



Category Code (I)	Category of shareholder (II)	Number of shareholders (III)	Total number of shares (IV)	Number of shares held in dematerialised form (V)	Total shareholding as a percentage of total number of		Shares pledged or otherwise encumbered	
					As a percentage of (A+B) (VI)	As a percentage of (A+B+C) (VII)	Number of shares (VIII)	As a percentage (IX) = (VIII)/(IV)*100
(A)	Promoter and Promoter Group							
1	Indian							
(a)	Individuals/Hindu Undivided Family	0	0	0	0.00	0.00	0	0.00
(b)	Central Government/State Government(s)	0	0	0	0.00	0.00	0	0.00
(c)	Bodies Corporate	1	63056196	63056196	67.95	67.95		0.00
(d)	Financial Institutions / Banks	0	0	0	0.00	0.00	0	0.00
(e)	Any Other (Relatives of promoters)	0	0	0	0.00	0.00	0	0.00
	Sub Total (A)(1)	1	63056196	63056196	67.95	67.95	0	0.00
2	Foreign							
(a)	Individuals (Non-Resident Individuals/Foreign Individuals)	0	0	0	0.00	0.00	0	0.00
(b)	Bodies Corporate	0	0	0	0.00	0.00	0	0.00
(c)	Institutions	0	0	0	0.00	0.00	0	0.00
(d)	Qualified Foreign Investors	0	0	0	0.00	0.00	0	0.00
(e)	Any Other (specify)	0	0	0	0.00	0.00	0	0.00
	Sub Total (A)(2)	0	0	0	0.00	0.00	0	0.00
	Total Shareholding of Promoter and Promoter Group (A)=(A)(1)+(A)(2)	1	63056196	63056196	67.95	67.95	0	0.00
(B)	Public shareholding							
1	Institutions							
(a)	Mutual Funds/UTI	2	47331	47331	0.05	0.05	-	-
(b)	Financial Institutions / Banks	4	553507	553507	0.60	0.60	-	-
(c)	Central Government/State Government(s)	0	0	0	0.00	0.00	-	-
(d)	Venture Capital Funds	0	0	0	0.00	0.00	-	-
(e)	Insurance Companies	0	0	0	0.00	0.00	-	-
(f)	Foreign Institutional Investors	9	556808	556808	0.60	0.60	-	-
(g)	Foreign Venture Capital Investors	0	0	0	0.00	0.00	-	-
(h)	Qualified Foreign Investors	0	0	0	0.00	0.00	-	-
(i)	Any Other (specify)	0	0	0	0.00	0.00	-	-
	Foreign Financial Institutions	0	0	0	0.00	0.00	-	-
	Sub Total (B) (1)	15	1157646	1157646	1.25	1.25		




Category code	Category of shareholder	Number of shareholders	Total number of shares	Number of shares held in dematerialised form	Total shareholding as a percentage of total number of		Shares pledged or otherwise encumbered	
					As a percentage of (A+B)	As a percentage of (A+B+C)	Number of shares	As a percentage (IX) =
(I)	(II)	(III)	(IV)	(V)	(VI)	(VII)	(VIII)	(VIII)/(IV)*100
2	Non-institutions							
(a)	Bodies Corporate	662	25588713	25588020	27.58	27.58	-	-
(b) (i)	Individuals - shareholders holding nominal share capital up to Rs 1 Lakh	40311	1663422	1436190	1.79	1.79	-	-
(ii)	Individual shareholders holding nominal share capital in excess of Rs. 1 Lakh	19	1228526	1208274	1.32	1.32	-	-
(c)	Qualified Foreign Investors	0	0	0	0.00	0.00	-	-
(d)	Any Other							
i	Non Resident Indians (Repat)	211	25383	24943	0.03	0.03	-	-
ii	Non Resident Indians (Non Repat)	104	11677	11677	0.01	0.01	-	-
iii	Foreign National	1	20	20	0.00	0.00	-	-
iv	Clearing Member	148	61696	61696	0.07	0.07	-	-
v	Directors / Relatives of Directors	1	100	100	0.00	0.00	-	-
vi	Persons Acting in Concert	0	0	0				
vii	Trusts	4	150	150				
viii	Hindu Undivided Family	0	0	0	0.00	0.00	-	-
	Sub Total (B)(2)	41461	28579687	28331070	30.80	30.80	-	-
	Total Public Shareholding Public Group (B)=(B)(1)+(B)(2)	41476	29737333	29488716	32.05	32.05	NA	NA
	Total (A)+(B)	41477	92793529	92544912	100.00	100.00		
(C)	Shares held by custodians and against which Depository Receipts have been issued							
i	Promoter and Promoter group	0	0	0	0.00	0.00	0	0.00
ii	Public	0	0	0	0.00	0.00	0	0.00
	Sub Total (C)	0	0	0	0.00	0.00	0	0.00
	GRAND TOTAL (A)+(B)+(C)	41477	92793529	92544912	100.00	100.00	0.0000	0.00



(I)(b) Statement showing holding of securities (including shares, warrants, convertible securities) of persons belonging to the category "Promoter and Promoter Group"

Sr. No.	Name of the shareholder	Details of Shares held		Encumbered shares			Details of warrants		Details of convertible		Total shares (including underlying shares assuming full conversion of warrants and convertible securities) as a % of diluted share capital
		Number of shares held	As a % of grand total (A)+(B)+(C)	No.	As a percentage	As a % of grand total (A)+(B)+(C) of sub-clause (I)(a)	Number of warrants held	As a % total number of warrants of the same class	Number of convertible securities held	As a % total number of convertible securities of the same class	
(I)	(II)	(III)	(IV)	(V)	(VI)=(V)/(II I)*100	(VII)	(VIII)	(IX)	(X)	(XI)	(XII)
1	INDIGOLD TRADE AND SERVICES LIMITED AAFCM5307C	63056196	67.95		0.00	0.00					
TOTAL		63056196	67.95	0	0.00	0.00					



(I)(c)(i) Statement showing holding of securities (including shares, warrants, convertible securities) of persons belonging to the category "Public" and holding more than 1% of the total number of shares								
Sr. No.	Name of the shareholder	Number of shares held	Shares as a percentage of total number of shares [i.e., Grand Total (A)+(B)+(C) indicated in Statement at para (I)(a) above]	Details of warrants		Details of convertible securities		Total shares (including underlying shares assuming full conversion of warrants and convertible securities) as a % of diluted share capital
				Number of warrants held	As a % total number of warrants of the same class	Number of convertible securities held	% w.r.t total number of convertible securities of the same class	
1	FUTURE CORPORATE RESOURCES LIMITED AAJCS3979E	16861985	18.17					
2	PIL INDUSTRIES LIMITED AABCP9866D	2870242	3.09					
3	BENNETT, COLEMAN AND COMPANY LIMITED AAACB4373Q	2511315	2.71					
TOTAL		22243542	23.97					


(I)(c)(ii) Statement showing holding of securities (including shares, warrants, convertible securities) of persons (together with PAC) belonging to the category "Public" and holding more than 5% of the total number of shares of the company								
Sr. No.	Name(s) of the shareholder(s) and the Persons Acting in Concert (PAC) with them	Number of shares	Shares as a percentage of total number of shares [i.e., Grand Total (A)+(B)+(C) indicated in Statement at para (I)(a) above]	Details of warrants		Details of convertible securities		Total shares (including underlying shares assuming full conversion of warrants and convertible securities) as a % of diluted share capital
				Number of warrants	As a % total number of warrants of the same class	Number of convertible securities held	% w.r.t total number of convertible securities of the same class	
1	FUTURE CORPORATE RESOURCES LIMITED AAJCS3979E	16861985	18.17					
TOTAL		16861985	18.17					



(I)(d) Statement showing details of locked-in shares				
Sr. No.	Name of the shareholder	Number of Locked in Shares	Locked-in shares as a percentage of total number of shares [i.e., Grand Total (A)+(B)+(C) indicated in Statement at para (I)(a) above]	Promoter/Promoter Group/ Public
1	INDIGOLD TRADE AND SERVICES LIMITED	46477011	50.09	CORPORATE BODIES (PROMOTER GROUP)
TOTAL		46477011	50.09	



(II)(a) Statement showing details of Depository Receipts (DRs)				
Sr. No.	Type of outstanding DR (ADRs, GDRs, SDRs, etc.)	Number of outstanding DRs	Number of shares underlying outstanding DRs	Shares underlying outstanding DRs as a percentage of total number of shares {i.e., Grand Total (A)+(B)+(C) indicated in Statement at para (I)(a) above}
1	NIL	NIL	NIL	NIL
TOTAL		NIL	NIL	NIL



(II) (b) Statement showing holding of Depository Receipts (DRs), where underlying shares held by "Promoter/ Promoter Group" are in excess of 1% of the total number of shares				
Sr. No.	Name of the DR Holder	Type of outstanding DR (ADRs, GDRs, SDRs, etc.)	Number of shares underlying outstanding DRs	Shares underlying outstanding DRs as a percentage of total number of shares [i.e., Grand Total (A)+(B)+(C) indicated in Statement at para (I)(a) above]
1	NIL	NIL	NIL	NIL
	TOTAL	NIL	NIL	NIL

